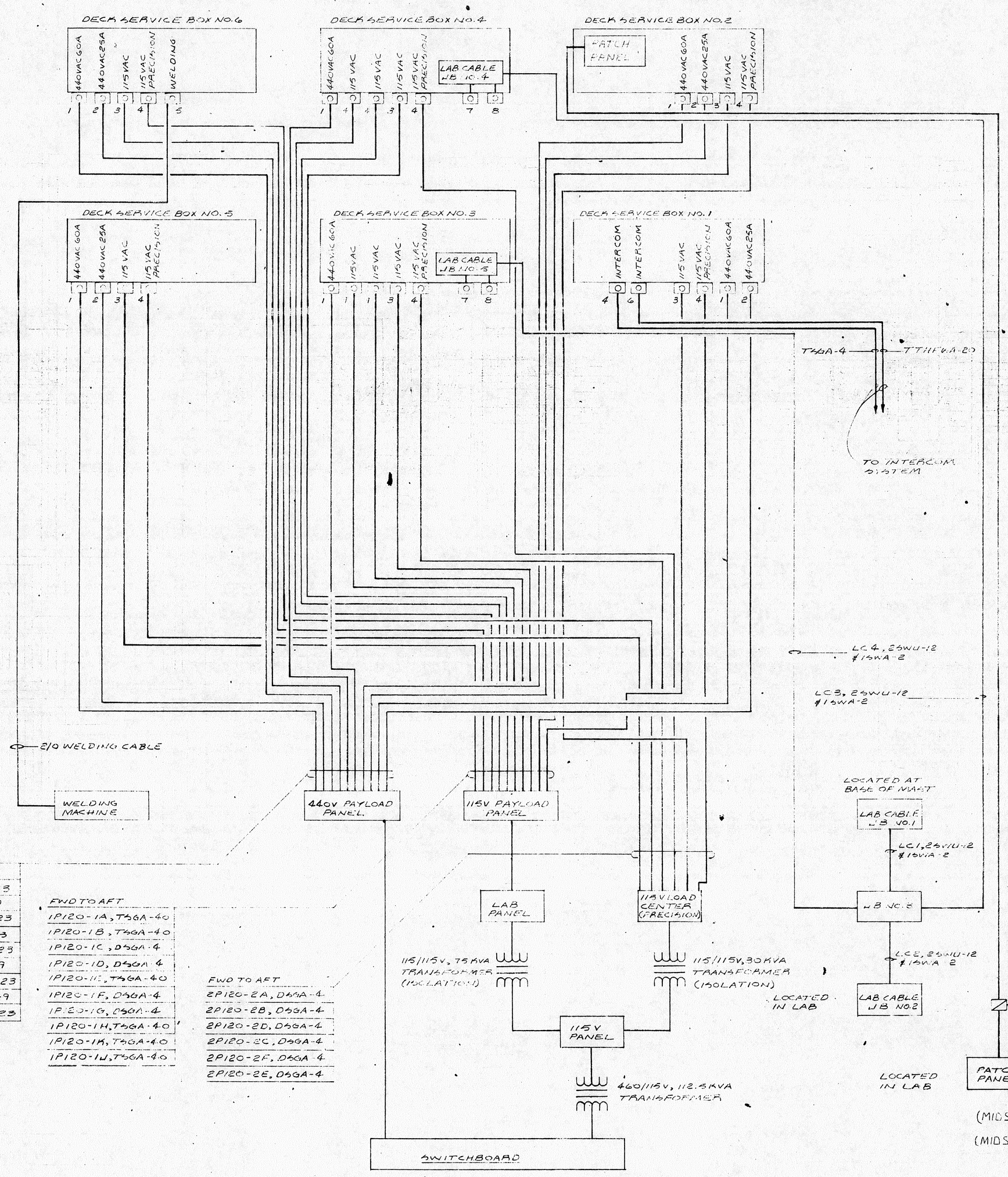

FWD TO AFT
P440-1-A, T50A-9
P440-1-B, T50A-23
P440-1-C, T50A-9
P440-1-D, T50A-23
P440-1-F, T50A-23
P440-1-H, T50A-23
P440-1-G, T50A-9
P440-1-M, T50A-23
P440-1-E, T50A-9
P440-1-K, T50A-23

FWD TO AFT
1P120-1A, T50A-40
1P120-1B, T50A-40
1P120-1C, D50A-4
1P120-1D, D50A-4
1P120-1L, T50A-40
1P120-1F, D50A-4
1P120-1G, D50A-4
1P120-1H, T50A-40
1P120-1M, T50A-40
1P120-1N, T50A-40

FWD TO AFT
2P120-2A, D40A-4
2P120-2B, D50A-4
2P120-2D, D50A-4
2P120-2C, D50A-4
2P120-2F, D50A-4
2P120-2E, D50A-4

INTERFACE BLOCK DIAGRAM

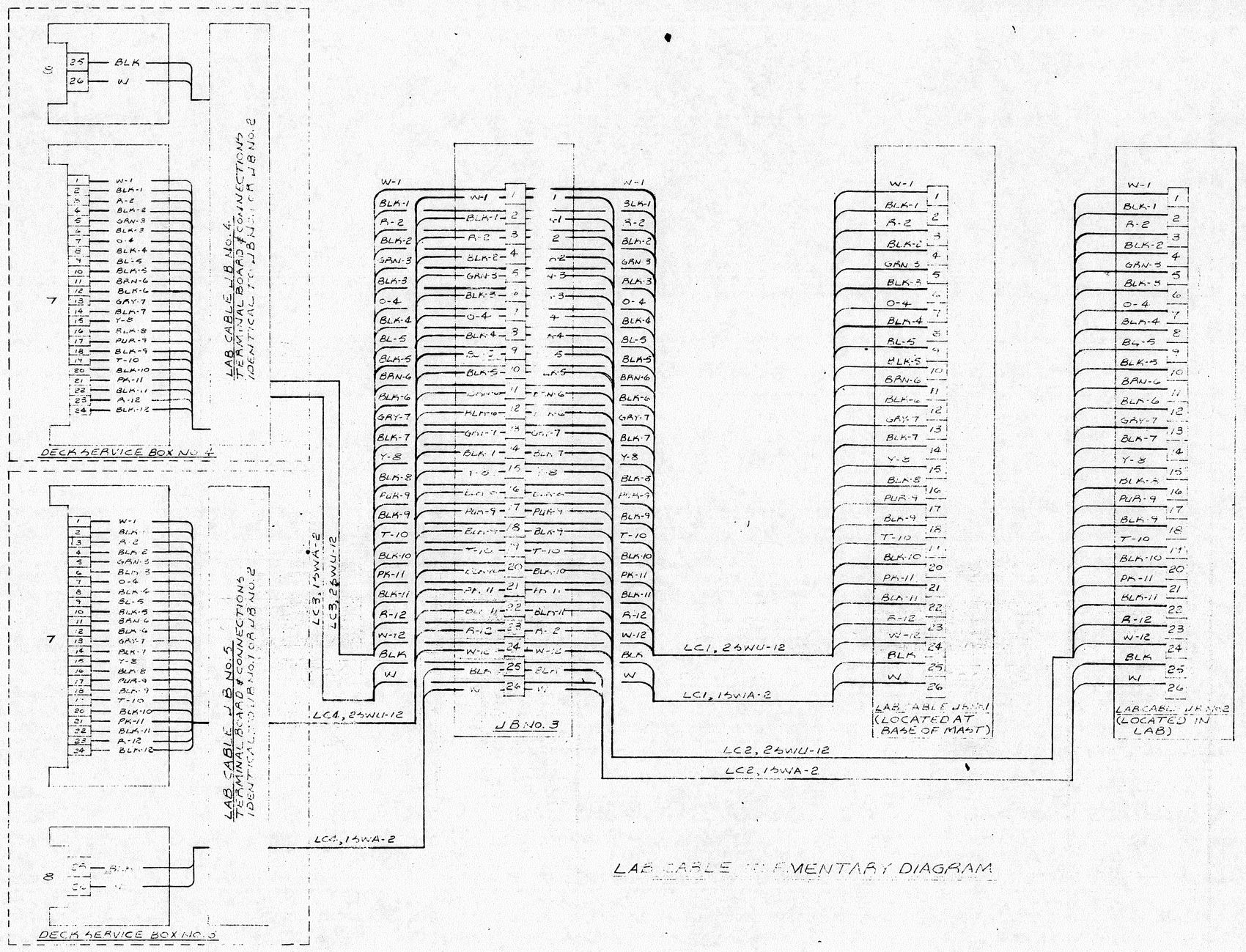

LAB CABLE SUPPLEMENTARY DIAGRAM

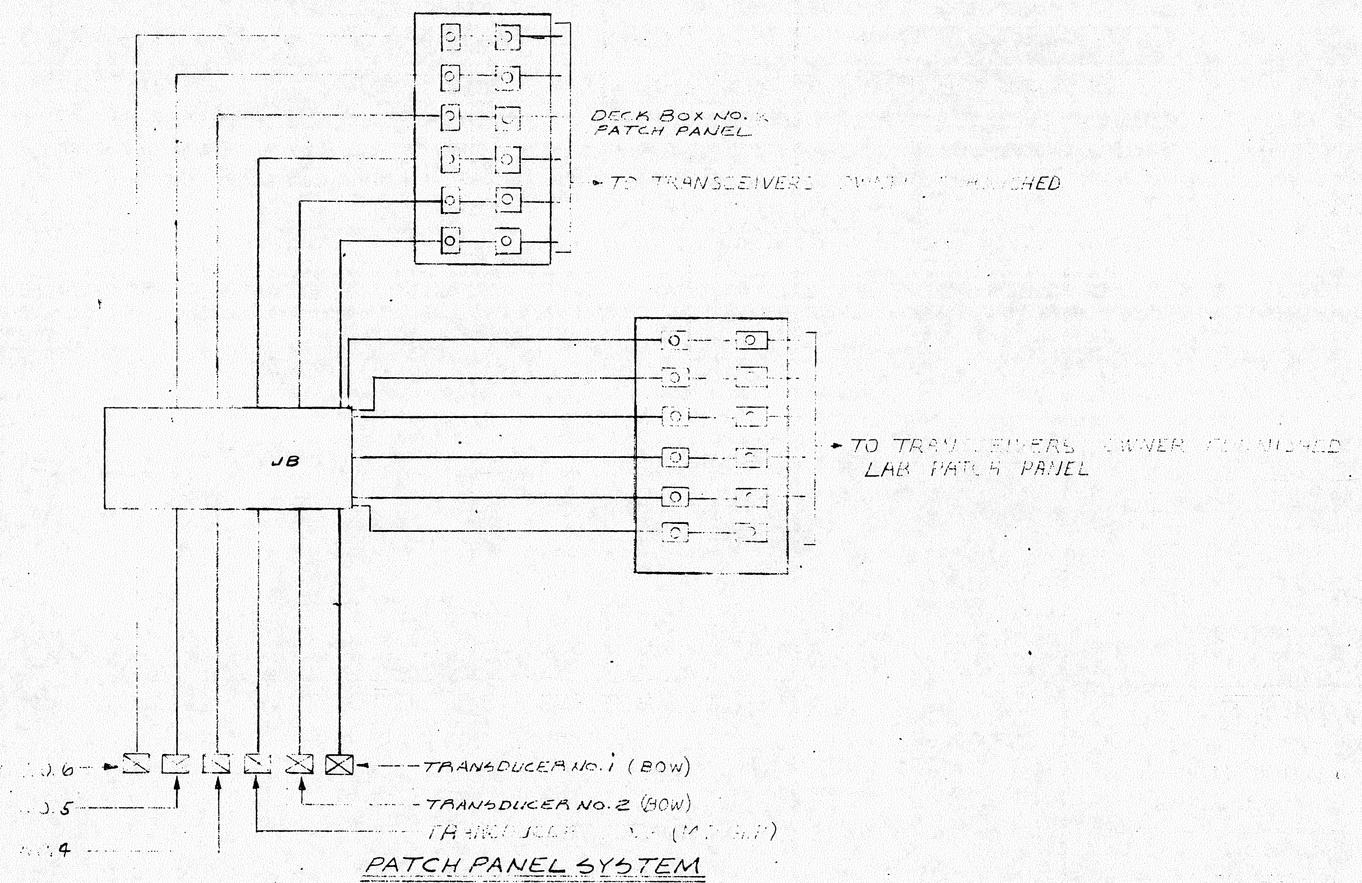

PATCH PANEL SYSTEM

NOTES:
1. ALL MATERIAL AND THE INSTALLATION THEREOF SHALL BE IN ACCORDANCE WITH U.S.C.G. TITLE 46 CFR, PARTS 110 TO 113 INCLUSIVE.

NOV 19 1973

SYM	DESCRIPTION	DATE	BY
1	REVISED TO SUIT "AS-BUILT" CONDITION	7/1/74	[illegible]

REVISIONS

No. 1 5-4-73

APPROVALS

ABS _____ FCC _____

USCG _____

USPHS _____

U.S. NAVAL SHIP SYSTEMS COMMAND
WASHINGTON D.C. 20360

OCEANOGRAPHIC RESEARCH SHIP
AGOR (UTILITY) CLASS

HALTER MARINE SERVICES, INC.
P.O. BOX 29266 NEW ORLEANS, LA. 70129

PAYLOAD INTERFACE SYSTEM

SCALE-	NO SCALE	DATE	4-10-73	HALTER DWG. NO. E-12 SHEET 1 OF 2
DRAWN BY-	U.O.C.A. CAB	CK'D BY	[illegible]	
HALTER HULL NO.	375,376	HALTER JOB NO.	2187-2188	
NAVSHIPS NO.	AGOR 21-302-401			REV. 1

GYRE-0012